

# Supplemental Student Practices

## Overview

# Supplemental Student Practices

---

## System References

None

## Distribution

Oracle Assets

Job Title\*

## Ownership

The Job Title [[list@YourCompany.com?Subject=EDUxxxxx](mailto:list@YourCompany.com?Subject=EDUxxxxx)] is responsible for ensuring that this document is necessary and that it reflects actual practice.

**Release 12 Oracle Asset Management Fundamentals**

**Supplemental Student Practices**

ORACLE

### **Objectives**

**These Practices have been compiled to allow the Learner to apply their knowledge of Oracle Fixed Assets by completing exercises that build upon one another.**

**In performing these Practices, the Learner will be able to obtain an understanding of the flow of General Ledger transactions and the implications of system implementation decisions.**

**ORACLE**

# Setup

---

## Setup

ORACLE

### Instructor Prep Notes

- Open accounting periods in GL for Vision Operations. The current month should correspond to the current calendar period.
- Open periods in AP. The current month should correspond to the current calendar period.
- Sequential Numbering = Not used
- Set the Java:Color Scheme profile option to Blue
- Verify Responsibility Level, FA: Print Debug = No
- Verify Responsibility Level, FA: Print Timing Diagnostics Flag = No
- Verify that Invoice Batching is not enabled.
- Set Payables Options to default journal import to "Yes", disallow override.
- Set Payables Options to send journals to the GL in summary by period.
- Disable Lease GUI descriptive flexfield.
- Log in as Services/Welcome and add asset 100296 to SVCS FEDERAL book
- Add 00\_Class
- Set the HR:User Type profile option to HR with Payroll User at the Application level

**Refer To Practice – Create a New User [LAFA01A]**

## Asset Controls Setup

---



***Refer To Practice – Create a Location [LAFA02A]***

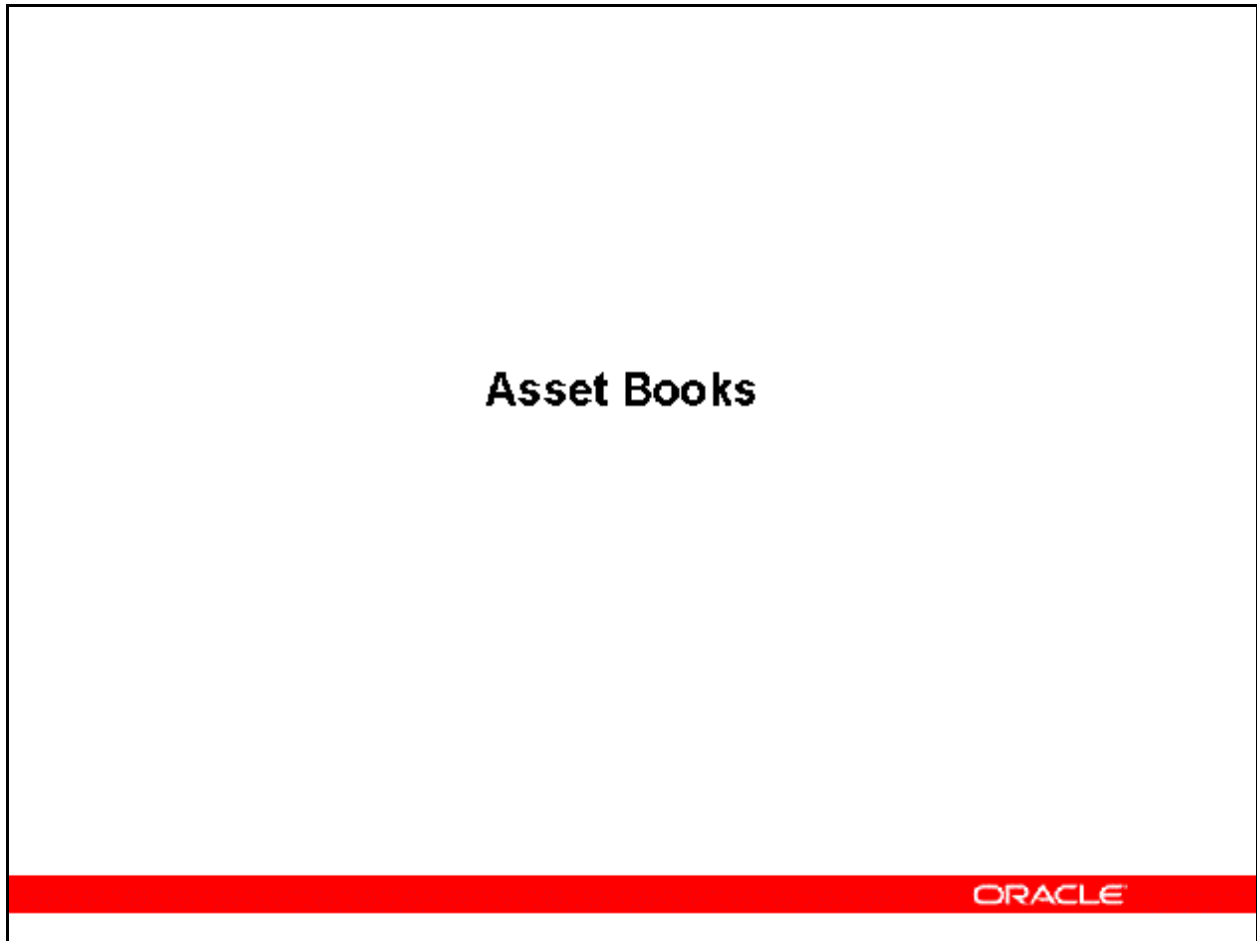
***Refer To Practice – Define QuickCodes [LAFA02B]***

***Refer To Practice – Create a Fiscal Year Calendar [LAFA02C]***

***Refer To Practice – Create a Depreciation Calendar [LAFA02D]***

## Asset Books

---



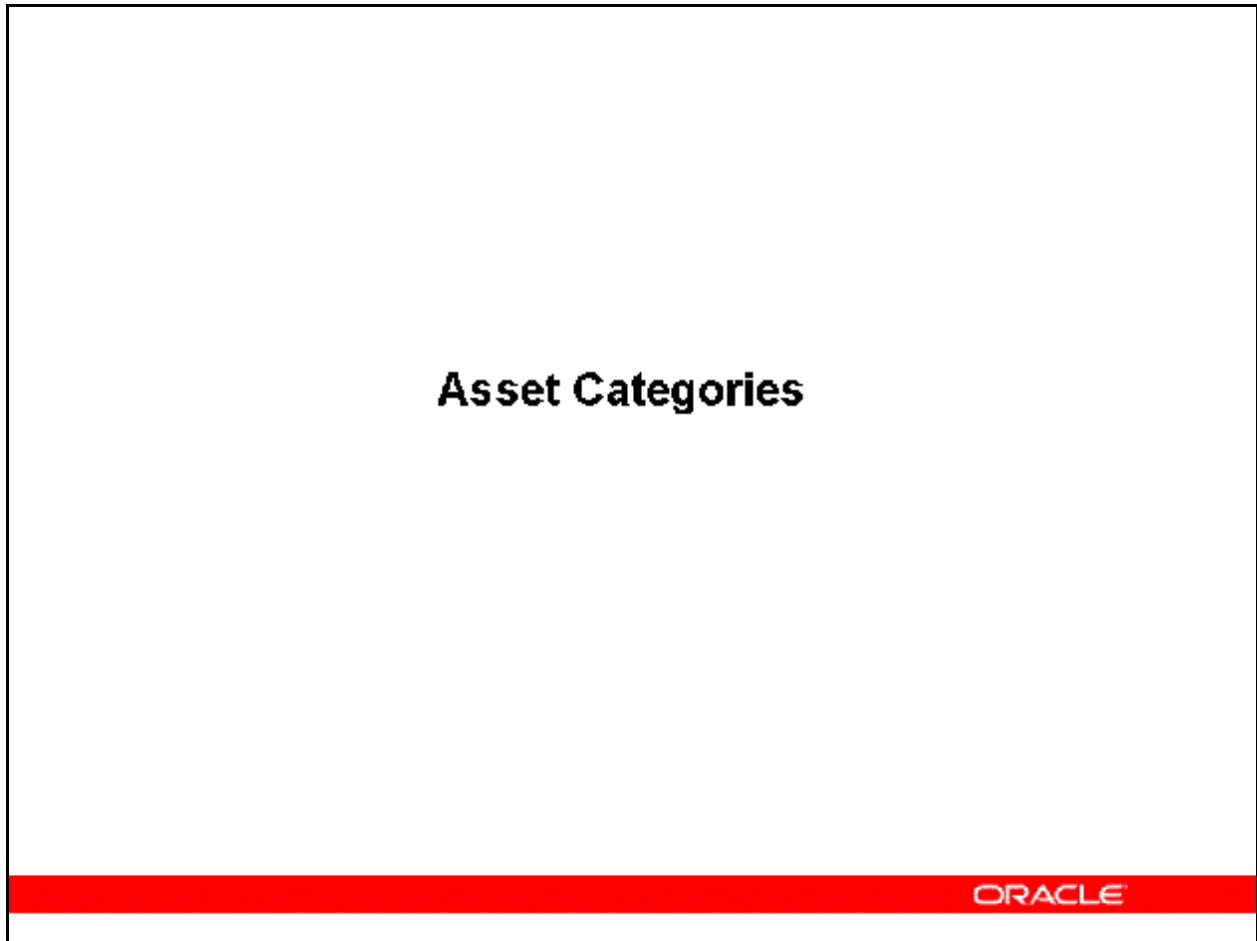
***Refer To Practice – Create a CORP Depreciation Book [LAFA03A]***

***Refer To Practice – Review Security by Book [LAFA03B]***



## Asset Categories

---



***Refer To Practice – Create Category Values [LAF A04A]***

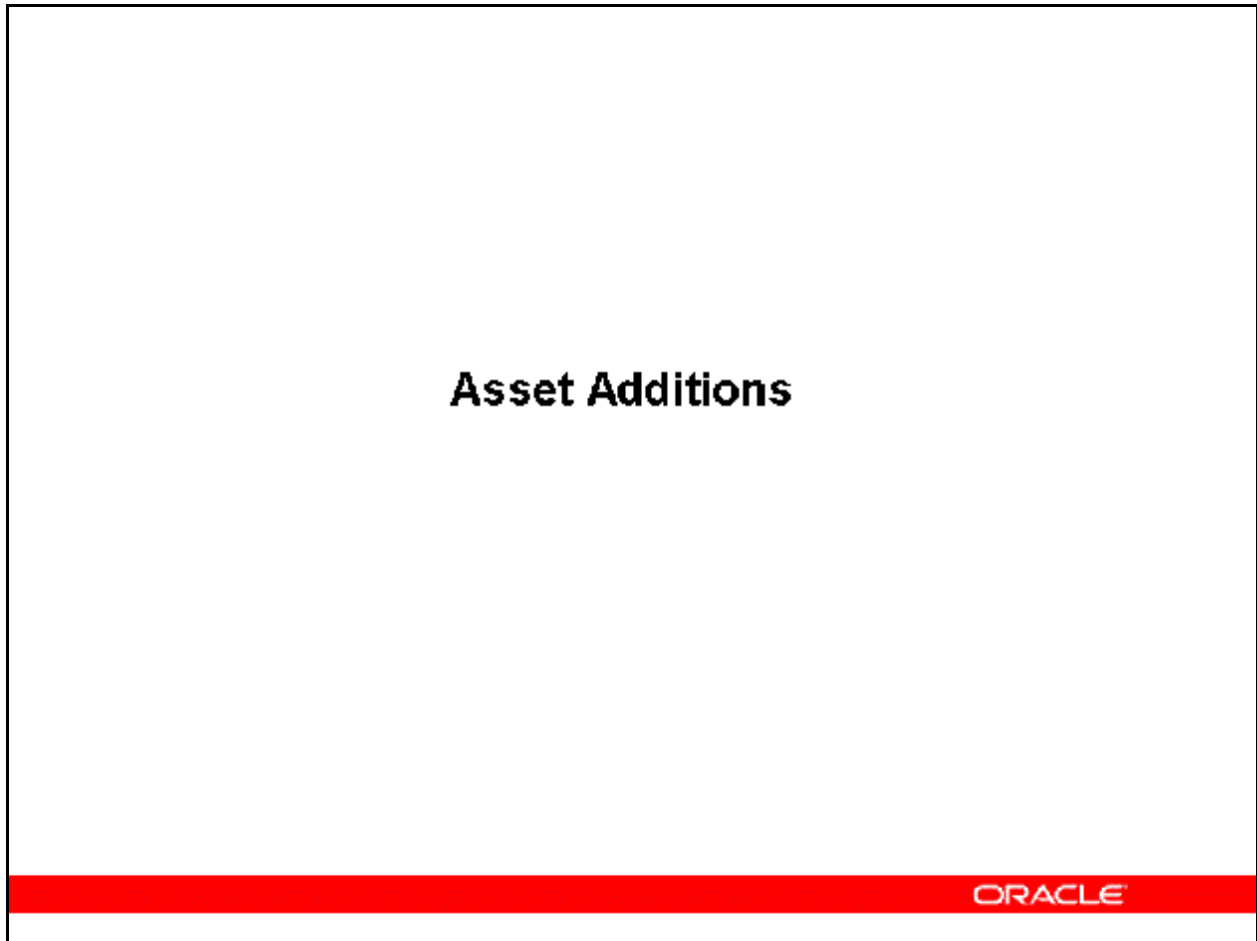
***Refer To Practice – Create Asset Clearing Accounts [LAF A04B]***

***Refer To Practice – Add Asset Categories to a CORP Book [LAF A04C]***

***Refer To Practice – Verify Assets Added to a CORP Book [LAF A04D]***

## Asset Additions

---



***Refer To Practice – Add an Asset Using Quick Additions [LFAFA05A]***

***Refer To Practice – Add an Asset Using Detailed Additions [LFAFA05B]***

***Refer To Guided Demonstration – Enter Suppliers [LFAFA05C]***

***Refer To Guided Demonstration – Enter Operating Lease Details [LFAFA05D]***

***Refer To Guided Demonstration – Enter Capital Lease Details [LFAFA05E]***

***Refer To Guided Demonstration – Create Invoices from a Capital Lease [LFAFA05F]***

***Refer To Guided Demonstration – Enter and Assign an Asset Warranty [LFAFA05G]***

## Mass Additions

---

### Mass Additions

ORACLE

***Refer To Practice – Add Assets Using Mass Additions [LFAFA06A]***

***Refer To Practice – Merge Tax and Prep into the Server Hardware [LFAFA06B]***

***Refer to Practice – Split an Invoice Line into Multiple Assets [LFAFA06C]***

***Refer To Practice – Add an Invoice Line into an Existing Assets [LFAFA06D]***

***Refer To Practice – Run Asset Related Reports [LFAFA06F]***

## CIP Asset Additions

---

### CIP Asset Additions

ORACLE

***Refer To Practice – Add CIP Asset Shells [LAFA07A]***

***Refer To Practice – Add Labor to CIP Assets [LAFA07B]***

***Refer To Practice – Add Invoice Lines to CIP Assets [LAFA07C]***

***Refer To Practice – Capitalize CIP Assets [LAFA07D]***

## Asset Adjustments

---

### Asset Adjustments

ORACLE

***Refer To Practice – Reclassify an Asset [LAFA08A]***

***Refer To Practice – Adjust Asset Units [LAFA08B]***

***Refer To Practice – Adjust Asset Cost [LAFA08C]***

***Refer To Practice – Transfer an Asset [LAFA08D]***

***Refer To Practice – Enter Physical Inventory [LAFA08E]***

***Refer to Practice - Create and Compare a Physical Inventory in Web ADI [LAB0386Y]***

***Refer To Practice – Add Assets for Mass Transactions [LAFA08F]***

***Refer To Practice – Mass Reclassify Assets [LAFA08G]***

***Refer To Practice – Mass Transfer Assets [LAFA08H]***

## Depreciating Assets

---

### Depreciating Assets

ORACLE

***Refer To Practice – Run Depreciation [LAFA09A]***

***Refer To Practice – Set up a Depreciation Calendar [LAFA09B]***

***Refer To Practice – Set up a Depreciation Method [LAFA09C]***

***Refer To Practice – Set up a Prorate Convention [LAFA09D]***

***Refer To Practice – Run Depreciation Projections [LAFA09E]***

***Refer To Practice – Perform a What-If Analysis [LAFA09F]***

***Refer To Practice – Project Depreciation for Assets not yet Placed in Service [LAFA09G]***

## Processing Retirements

---

# Processing Retirements

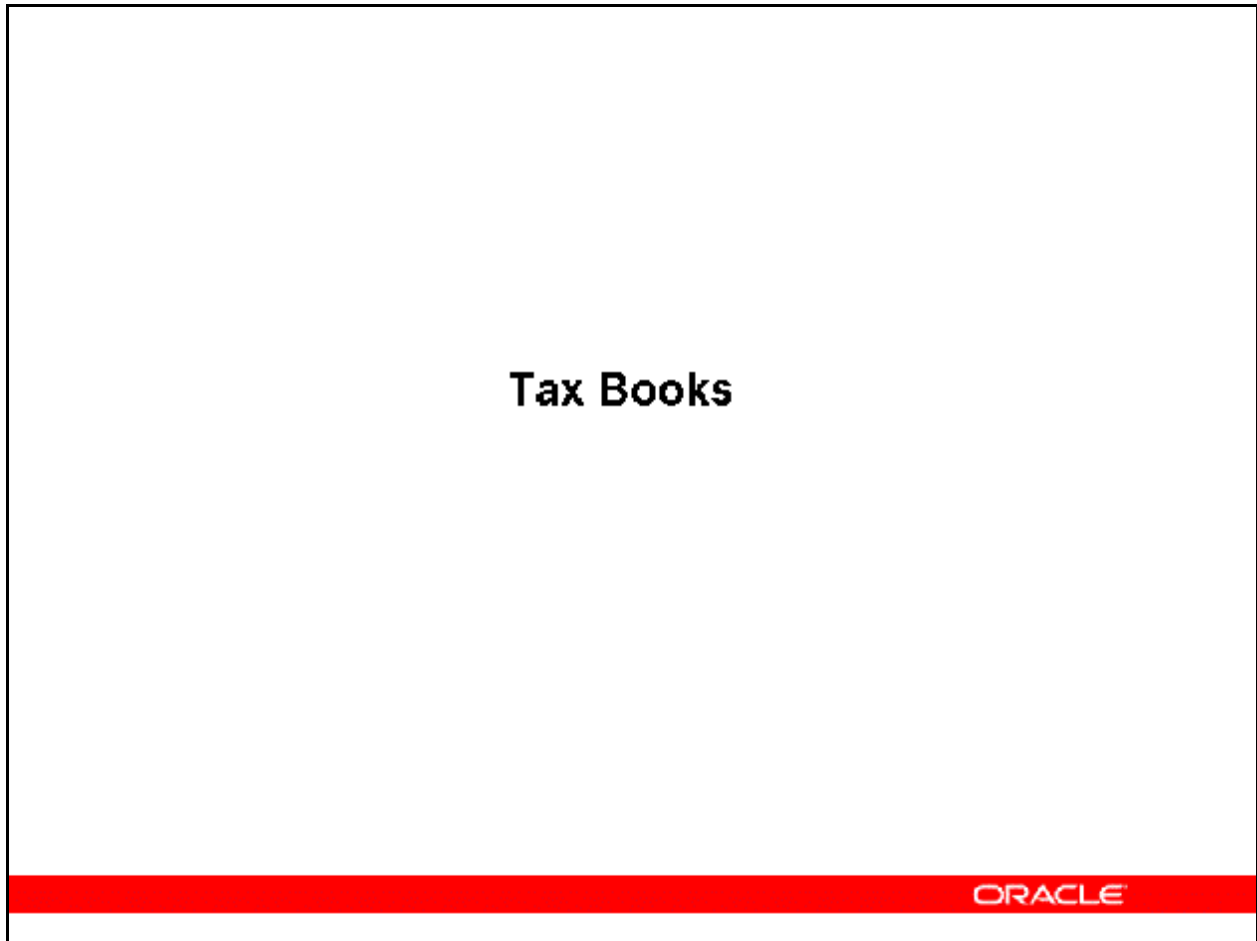
ORACLE

***Refer To Practice – Partially Retire an Asset [LFA10A]***

***Refer To Practice – Reinstate a Partially Retired Asset [LFA10B]***

## Tax Books

---



***Refer To Practice – Create a Tax Book [LAF A11A]***

***Refer To Practice – Add Categories to a Tax Book [LAF A11B]***

***Refer To Practice – Verify Categories are added to your Tax Book [LAF A11C]***

***Refer To Practice – Run Initial Mass Copy [LAF A11D]***